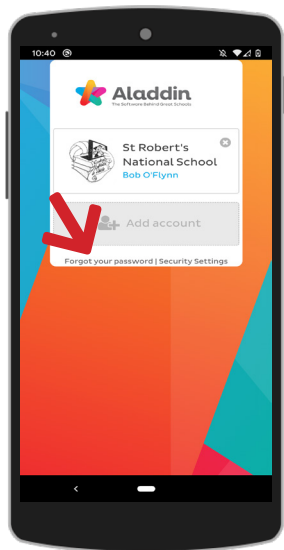


# Aladdin Connect

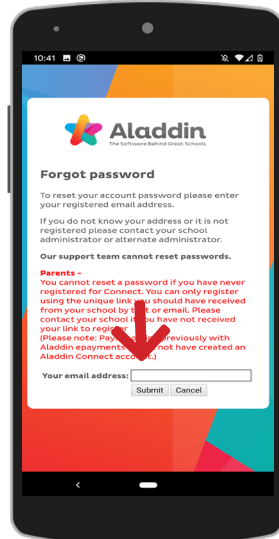


## Having issues logging back in to Connect? Here are the steps to reset your password



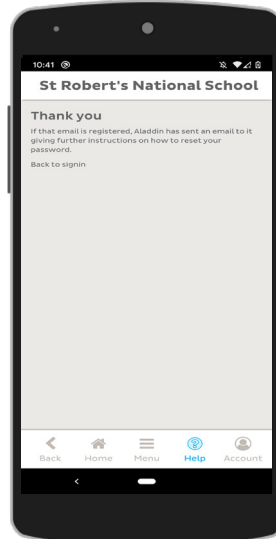
### 1. Click forgotten Password link

To begin resetting your password click on the forgotten password link on the login page.



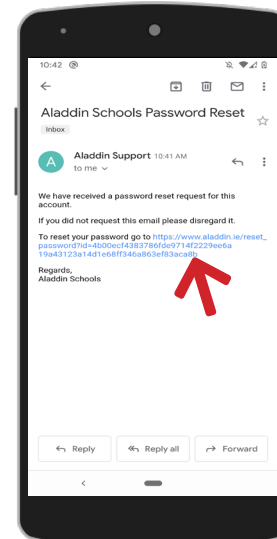
### 2. Enter your email address

Enter the **email address associated with your Connect account** into the box provided and tap submit.



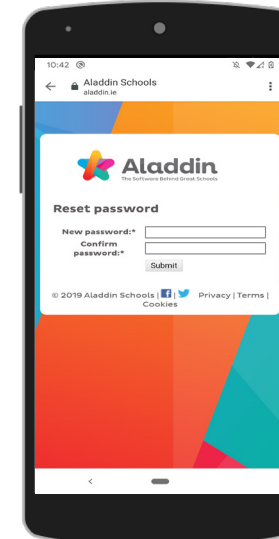
### 3. Sending of reset email

Once you submit your email address you will be greeted with this screen informing you a reset email has been sent.



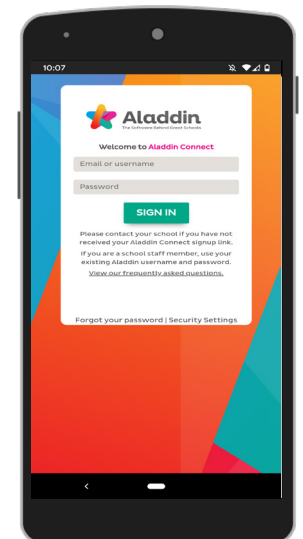
### 4. Reset link in email

When you receive your reset email click on the link provided to be brought to the reset password page.  
**\*\*be sure to check your spam folder for the email if you don't receive it\*\***



### 5. Select new password

On this page enter your new desired password in the boxes provided and confirm to complete the reset process.



### 6. Login with new password

Once your password has been reset return to the Aladdin app and enter your new login details.